




P.O. Box 4
 2866 Brisco Road
 Brisco, BC, V0A 1B0
 www.briscoman.com



Mechanical Properties & Product Specifications

PRODUCT		BRISCO FINE LINE™ Horizontal Veneer Beam (HVB) & Column		
Description	Beam with scarf jointed horizontal & parallel veneers			
Fibre used	Douglas Fir			
		[ft]	[in]	[mm]
Product Dimensions	Max. Height per Beam		48	1,200
	Max. Length per Beam	60	3	18,379
	Max. Width per Beam		3-1/8	80
			5-3/8	136
			7-1/2	190
			9-1/8	230
			10-7/8	276
			11-1/2	292
Standard Surfacing	S4S only, dressed 4-sides Voids and knot break-outs < L1" per veneer THK Max. (6) voids per ft ² as per above specifications			
Optional Surfacing	Sanded to 80 grit on Fine Line face only Putty & Sand, 1- or 2-sided Wax emulsion or Peel & Stick membrane Special Finishing Upon Request			
Adhesive	Phenol-Formaldehyde No added Urea-Formaldehyde (NAUF)			
% of Adhesive / Product	approx. 7% (by weight)			
Product Density	37 lbs/ft ³ equivalent SG for fastener design (CSA-O86)	0.59 0.41-0.50	relative density depending on grade	
Char Rate	approx. 0.68 mm/min ¹			
Flame Spread	35-40 ²			
R-Value	1.25/inch or .04921/mm			

BRISCO FINE LINE™ Horizontal Veneer Beam (HVB) & Column Specifications ¹			
Douglas Fir (2,900 f _b -2.0E)		MPA	psi
Bending Moment	f _b	37.59	5,452
Tension Parallel to Grain	f _t	18.58	2,695
Compression Parallel to Grain	f _c	35.21	5,107
Compression Perpendicular to Grain	f _{cp}	6.90	1,001
Horizontal Shear	f _v	1.79	260
Modulus of Elasticity	E	13,790.00	(x 10 ⁶ psi) 2.00

¹Values are based on figures from CCMC 11518-R and validation testing was performed by accredited labs.

²Product has been tested but is not certified for flame spread. Results revealed flame spread rating <150, similar to CLT



P.O. Box 4
 2866 Brisco Road
 Brisco, BC, V0A 1B0
 www.briscoman.com



Mechanical Properties & Product Specifications

PRODUCT BRISCO FINE LINE™ Vertical Veneer Panel

Description Panel with scarf jointed vertical & parallel veneers

Fibre used Douglas Fir

Product Dimensions
 Max. Width per Panel
 Max. Length per Panel
 Max. Thickness per Panel

[ft]	[in]	[mm]
60	48	1,200
	3	18,379
	3-1/8	80
	5-3/8	136
	7-1/2	190
	9-1/8	230
	10-7/8	276
	11-1/2	292

Standard Surfacing S4S (S2S on request), dressed 4-sides
 Voids and knot break-outs < L1" per veneer THK
 Max. (6) voids per ft² as per above specifications

Optional Surfacing Sanded to 80 grit on Fine Line face only
 Putty & Sand, 1- or 2-sided
 Wax emulsion or Peel & Stick membrane
 Special Finishing Upon Request

Adhesive Phenol-Formaldehyde
 No added Urea-Formaldehyde (NAUF)
 % of Adhesive / Product approx. 7% (by weight)

Airborne Sound Transmission for BFL Panels	
Panel Thk	STC
3 1/8" [80 mm]	32
5 3/8" [136 mm]	38
7 1/2" [190 mm]	40

Product Density 37 lbs/ft³ 0.59 relative density
 equivalent SG for fastener design 0.41-0.50 depending on grade
 (CSA-O86)

Char Rate approx. 0.68 mm/min¹
 Flame Spread 35-40²
 R-Value 1.25/inch or .04921/mm

BRISCO FINE LINE™ Vertical Veneer Panel Specifications¹

Douglas Fir (2,900 f _b -2.0E)		MPA	psi
Bending Moment	f _b	36.95	5,359
Tension Parallel to Grain	f _t	18.58	2,695
Compression Parallel to Grain	f _c	35.21	5,107
Compression Perpendicular to Grain	f _{cp}	9.41	1,365
Horizontal Shear	f _v	3.65	530
Modulus of Elasticity	E	13,790.00	(x 10 ⁶ psi) 2.00

¹Values are based on figures from APA Product Report PR-L280C, July 21, 2015 and validation testing was performed by accredited labs.

²Product has been tested but is not certified for flame spread. Results revealed flame spread rating <150, similar to CLT



P.O. Box 4
 2866 Brisco Road
 Brisco, BC, V0A 1B0
 www.briscoman.com



HORIZONTAL VENEER BEAM/POST


# of Plies	Rough Size	FINISHED BEAM WIDTH					Surface Specs	
		3.5	5.75	7.875	9.5	11.25	11.875	Lamstock Size
		3.125	5.375	7.5	9.125	10.875	11.5	Finished Size

FINISHED BEAM HEIGHT	2	3.5	3.5						Planed only to W	
	3	5.25	4.5	4.5	4.5	4.5	4.5	4.5	4.5	Planed W & H
	4	7	6.25	6.25	6.25	6.25	6.25	6.25	6.25	Planed W & H
	5	8.75	8	8	8	8	8	8	8	Planed W & H
	6	10.5	9.75	9.75	9.75	9.75	9.75	9.75	9.75	Planed W & H
	7	12.25	11.5	11.5	11.5	11.5	11.5	11.5	11.5	Planed W & H
	8	14	13.25	13.25	13.25	13.25	13.25	13.25	13.25	Planed W & H
	9	15.75	15	15	15	15	15	15	15	Planed W & H
	10	17.5	16.75	16.75	16.75	16.75	16.75	16.75	16.75	Planed W & H
	11	19.25	18.5	18.5	18.5	18.5	18.5	18.5	18.5	Planed W & H
	12	21	20.25	20.25	20.25	20.25	20.25	20.25	20.25	Planed W & H
	13	22.75	22	22	22	22	22	22	22	Planed W & H
	14	24.5	23.75	23.75	23.75	23.75	23.75	23.75	23.75	Planed W & H
	15	26.25	25.5	25.5	25.5	25.5	25.5	25.5	25.5	Planed W & H
	16	28	27.25	27.25	27.25	27.25	27.25	27.25	27.25	Planed W & H
	17	29.75	29	29	29	29	29	29	29	Planed W & H
	18	31.5	30.75	30.75	30.75	30.75	30.75	30.75	30.75	Planed W & H
	19	33.25	32.5	32.5	32.5	32.5	32.5	32.5	32.5	Planed W & H
	20	35	34.25	34.25	34.25	34.25	34.25	34.25	34.25	Planed W & H
	21	36.75	36	36	36	36	36	36	36	Planed W & H
	22	38.5	37.75	37.75	37.75	37.75	37.75	37.75	37.75	Planed W & H
	23	40.25	39.5	39.5	39.5	39.5	39.5	39.5	39.5	Planed W & H
	24	42	41.25	41.25	41.25	41.25	41.25	41.25	41.25	Planed W & H
	25	43.75	43	43	43	43	43	43	43	Planed W & H
	26	45.5	44.75	44.75	44.75	44.75	44.75	44.75	44.75	Planed W & H
	27	47.25	46.5	46.5	46.5	46.5	46.5	46.5	46.5	Planed W & H
	28	49	47.65	47.65	47.65	47.65	47.65	47.65	47.65	Planed W & H

All Dimensions in Imperial measurements [inches]



P.O. Box 4
 2866 Brisco Road
 Brisco, BC, V0A 1B0
 www.briscoman.com



Brisco Fine Line™ Vertical Veneer Panel

# of Plies	Rough Size	FINISHED PANEL THICKNESS						Surface Specs
		3.5	5.75	7.875	9.5	11.25	11.875	Lamstock Size
		3.125	5.375	7.5	9.125	10.875	11.5	Finished Size

FINISHED PANEL WIDTH	6	10.5	9.75	9.75	9.75	9.75	9.75	9.75	9.75	Planed W & H	
	7	12.25	11.5	11.5	11.5	11.5	11.5	11.5	11.5	11.5	Planed W & H
	8	14	13.25	13.25	13.25	13.25	13.25	13.25	13.25	13.25	Planed W & H
	9	15.75	15	15	15	15	15	15	15	15	Planed W & H
	10	17.5	16.75	16.75	16.75	16.75	16.75	16.75	16.75	16.75	Planed W & H
	11	19.25	18.5	18.5	18.5	18.5	18.5	18.5	18.5	18.5	Planed W & H
	12	21	20.25	20.25	20.25	20.25	20.25	20.25	20.25	20.25	Planed W & H
	13	22.75	22	22	22	22	22	22	22	22	Planed W & H
	14	24.5	23.75	23.75	23.75	23.75	23.75	23.75	23.75	23.75	Planed W & H
	15	26.25	25.5	25.5	25.5	25.5	25.5	25.5	25.5	25.5	Planed W & H
	16	28	27.25	27.25	27.25	27.25	27.25	27.25	27.25	27.25	Planed W & H
	17	29.75	29	29	29	29	29	29	29	29	Planed W & H
	18	31.5	30.75	30.75	30.75	30.75	30.75	30.75	30.75	30.75	Planed W & H
	19	33.25	32.5	32.5	32.5	32.5	32.5	32.5	32.5	32.5	Planed W & H
	20	35	34.25	34.25	34.25	34.25	34.25	34.25	34.25	34.25	Planed W & H
	21	36.75	36	36	36	36	36	36	36	36	Planed W & H
	22	38.5	37.75	37.75	37.75	37.75	37.75	37.75	37.75	37.75	Planed W & H
	23	40.25	39.5	39.5	39.5	39.5	39.5	39.5	39.5	39.5	Planed W & H
	24	42	41.25	41.25	41.25	41.25	41.25	41.25	41.25	41.25	Planed W & H
	25	43.75	43	43	43	43	43	43	43	43	Planed W & H
	26	45.5	44.75	44.75	44.75	44.75	44.75	44.75	44.75	44.75	Planed W & H
	27	47.25	46.5	46.5	46.5	46.5	46.5	46.5	46.5	46.5	Planed W & H
	28	49	47.65	47.65	47.65	47.65	47.65	47.65	47.65	47.65	Planed W & H

All Dimensions in Imperial measurements [inches]



P.O. Box 4
 2866 Brisco Road
 Brisco, BC, V0A 1B0
 www.briscoman.com



HORIZONTAL VENEER BEAM/POST


# of Plies	Rough Size	FINISHED BEAM WIDTH					Surface Specs	
		90	146	200	240	286	302	Lamstock Size
		80	136	190	230	276	292	Finished Size

FINISHED BEAM HEIGHT	2	90	90						Planed only to W	
	3	135	114	114	114	114	114	114	114	Planed W & H
	4	178	159	159	159	159	159	159	159	Planed W & H
	5	222	203	203	203	203	203	203	203	Planed W & H
	6	267	248	248	248	248	248	248	248	Planed W & H
	7	311	292	292	292	292	292	292	292	Planed W & H
	8	360	337	337	337	337	337	337	337	Planed W & H
	9	400	381	381	381	381	381	381	381	Planed W & H
	10	445	425	425	425	425	425	425	425	Planed W & H
	11	489	470	470	470	470	470	470	470	Planed W & H
	12	533	514	514	514	514	514	514	514	Planed W & H
	13	578	559	559	559	559	559	559	559	Planed W & H
	14	622	603	603	603	603	603	603	603	Planed W & H
	15	667	648	648	648	648	648	648	648	Planed W & H
	16	711	692	692	692	692	692	692	692	Planed W & H
	17	756	737	737	737	737	737	737	737	Planed W & H
	18	800	781	781	781	781	781	781	781	Planed W & H
	19	845	826	826	826	826	826	826	826	Planed W & H
	20	889	870	870	870	870	870	870	870	Planed W & H
	21	933	914	914	914	914	914	914	914	Planed W & H
	22	978	959	959	959	959	959	959	959	Planed W & H
	23	1,022	1,003	1,003	1,003	1,003	1,003	1,003	1,003	Planed W & H
	24	1,067	1,048	1,048	1,048	1,048	1,048	1,048	1,048	Planed W & H
	25	1,111	1,092	1,092	1,092	1,092	1,092	1,092	1,092	Planed W & H
	26	1,156	1,137	1,137	1,137	1,137	1,137	1,137	1,137	Planed W & H
	27	1,200	1,181	1,181	1,181	1,181	1,181	1,181	1,181	Planed W & H
	28	1,245	1,210	1,210	1,210	1,210	1,210	1,210	1,210	Planed W & H

All Dimensions in metric measurements [mm]



P.O. Box 4
 2866 Brisco Road
 Brisco, BC, V0A 1B0
 www.briscoman.com



Brisco Fine Line™ Vertical Veneer Panel

# of Plies	Rough Size	FINISHED PANEL THICKNESS						Surface Specs
		90	146	200	240	286	302	Lamstock Size
		80	136	190	230	276	292	Finished Size

FINISHED PANEL WIDTH	# of Plies	Rough Size	90	146	200	240	286	302	Surface Specs
	6	267	248	248	248	248	248	248	Planed W & H
	7	311	292	292	292	292	292	292	Planed W & H
	8	360	337	337	337	337	337	337	Planed W & H
	9	400	381	381	381	381	381	381	Planed W & H
	10	445	425	425	425	425	425	425	Planed W & H
	11	489	470	470	470	470	470	470	Planed W & H
	12	533	514	514	514	514	514	514	Planed W & H
	13	578	559	559	559	559	559	559	Planed W & H
	14	622	603	603	603	603	603	603	Planed W & H
	15	667	648	648	648	648	648	648	Planed W & H
	16	711	692	692	692	692	692	692	Planed W & H
	17	756	737	737	737	737	737	737	Planed W & H
	18	800	781	781	781	781	781	781	Planed W & H
	19	845	826	826	826	826	826	826	Planed W & H
	20	889	870	870	870	870	870	870	Planed W & H
	21	933	914	914	914	914	914	914	Planed W & H
	22	978	959	959	959	959	959	959	Planed W & H
	23	1,022	1,003	1,003	1,003	1,003	1,003	1,003	Planed W & H
	24	1,067	1,048	1,048	1,048	1,048	1,048	1,048	Planed W & H
	25	1,111	1,092	1,092	1,092	1,092	1,092	1,092	Planed W & H
	26	1,156	1,137	1,137	1,137	1,137	1,137	1,137	Planed W & H
	27	1,200	1,181	1,181	1,181	1,181	1,181	1,181	Planed W & H
	28	1,245	1,210	1,210	1,210	1,210	1,210	1,210	Planed W & H

All Dimensions in metric measurements [mm]